

The Curse of the Second Red Bull



By: Christian Zahn, Shuyue Liu, Sophia Shi, Jade Choy

Moneyball Academy 2025



Welcome to



10 Teams (Constructors)



20 Drivers



24 Race Weekends

R1		14-16 MAR AUSTRALIA MELBOURNE	R13		25-27 JUL BELGIUM SPA
R2		21-23 MAR CHINA SHANGHAI	R14		01-03 AUG HUNGARY BUDAPEST
R3		04-06 APR JAPAN SUZUKA	R15		29-31 AUG NETHERLANDS ZANDVOORT
R4		11-13 APR BAHRAIN SAKHIR	R16		05-07 SEP ITALY MONZA
R5		18-20 APR SAUDI ARABIA JEDDAH	R17		19-21 SEP AZERBAIJAN BAKU
R6		02-04 MAY USA MIAMI	R18		03-05 OCT SINGAPORE SINGAPORE
R7		16-18 MAY ITALY IMOLA	R19		17-19 OCT USA AUSTIN
R8		23-25 MAY MONACO MONACO	R20		24-26 OCT MEXICO MEXICO CITY
R9		30 MAY-01 JUN SPAIN BARCELONA	R21		07-09 NOV BRAZIL SÃO PAULO
R10		13-15 JUN CANADA MONTREAL	R22		20-22 NOV USA LAS VEGAS
R11		27-29 JUN AUSTRIA SPELBERG	R23		28-30 NOV QATAR LUSAIL
R12		04-06 JUL UNITED KINGDOM SILVERSTONE	R24		05-07 DEC ABU DHABI YAS MARINA

Red Bull Before the “Curse”

2016: Red Bull gained one of if not the best driver of all time - **Max Verstappen**.



2018: **Daniel Ricciardo**, Red Bull's second driver, felt overshadowed and switched teams.



**He is the last driver to have consistent success in the
second Red Bull Seat.**

Red Bull's Second Drivers

Ricciardo



Gasly



Albon



Perez



Lawson



Tsunoda



2018

2019

2020

2021

2022

2023

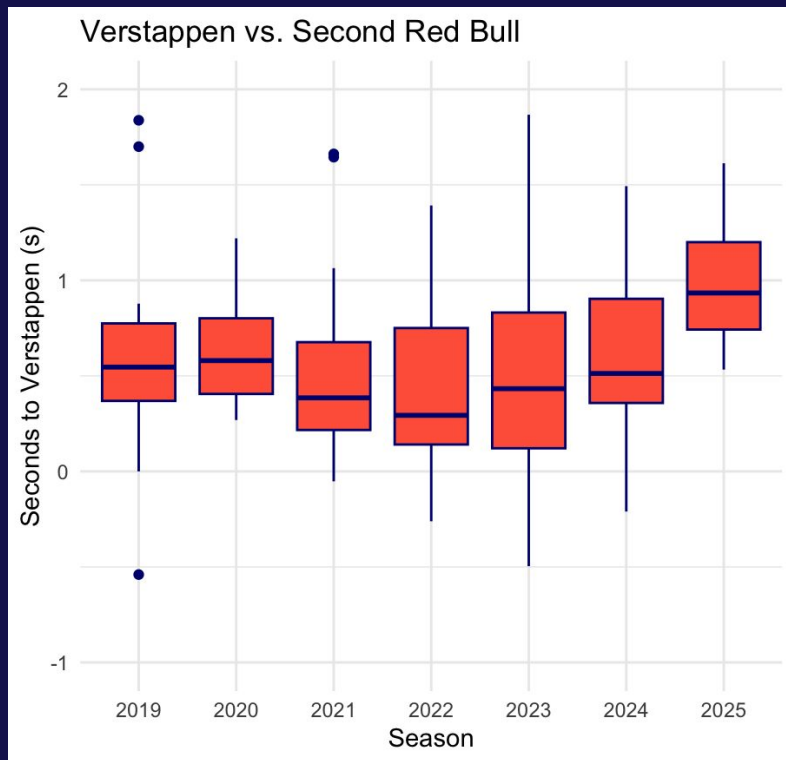
2024

2025

F1 2025 Average Qualifying

Team	Faster Driver	Average Gap (s)	Sessions	Slower Driver
 	  Max Verstappen	0.880	3	  Liam Lawson
 	  Max Verstappen	0.810	6	  Yuki Tsunoda
 	  Pierre Gasly	0.461	2	  Franco Colapinto
 	  Pierre Gasly	0.367	8	  Jack Doohan
 	  Fernando Alonso	0.356	10	  Lance Stroll
 	  George Russell	0.279	10	  Kimi Antonelli
 	  Isack Hadjar	0.255	7	  Liam Lawson
 	  Esteban Ocon	0.226	9	  Oliver Bearman
 	  Charles Leclerc	0.212	10	  Lewis Hamilton
 	  Isack Hadjar	0.179	3	  Yuki Tsunoda
 	  Alexander Albon	0.139	10	  Carlos Sainz
 	  Nico Hulkenberg	0.137	10	  Gabriel Bortoleto
 	  Oscar Piastri	0.093	10	  Lando Norris

The Problem



Max Verstappen



Second Red Bull

How much of the gap is because of Verstappen?

Time difference = Verstappen Good + Second Red Bull Bad

We need to find out whether the second Red Bull's discrepancy is due to the car vs. the driver.

Methods

- Data collected: 2019 - 2025
- Method of evaluation: Qualifying
- Statistic used: Standardized Seconds (std_seconds)

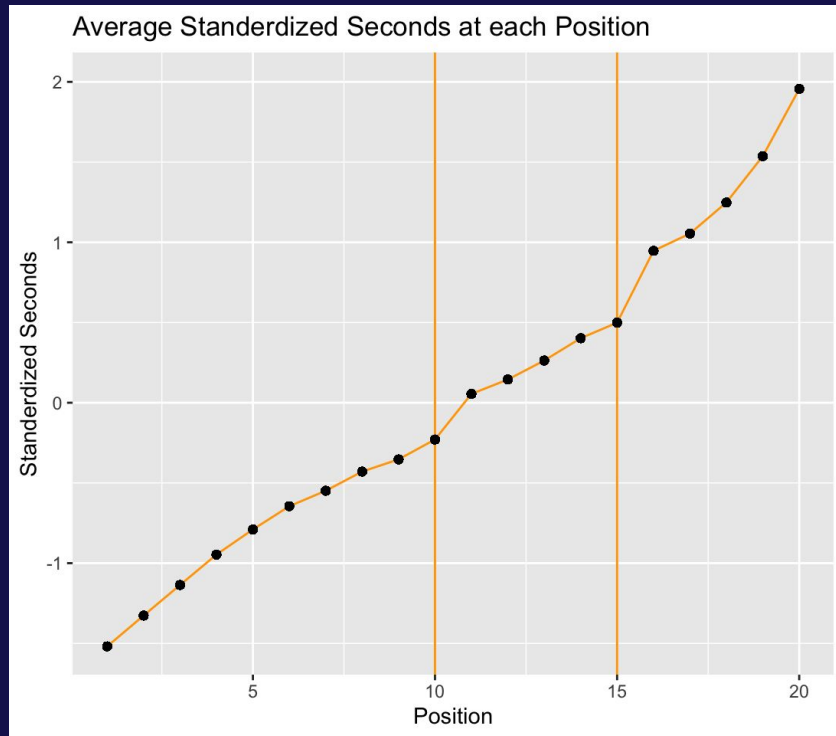
Driver
+
Team
+
Best
Session
+
Team*
Year



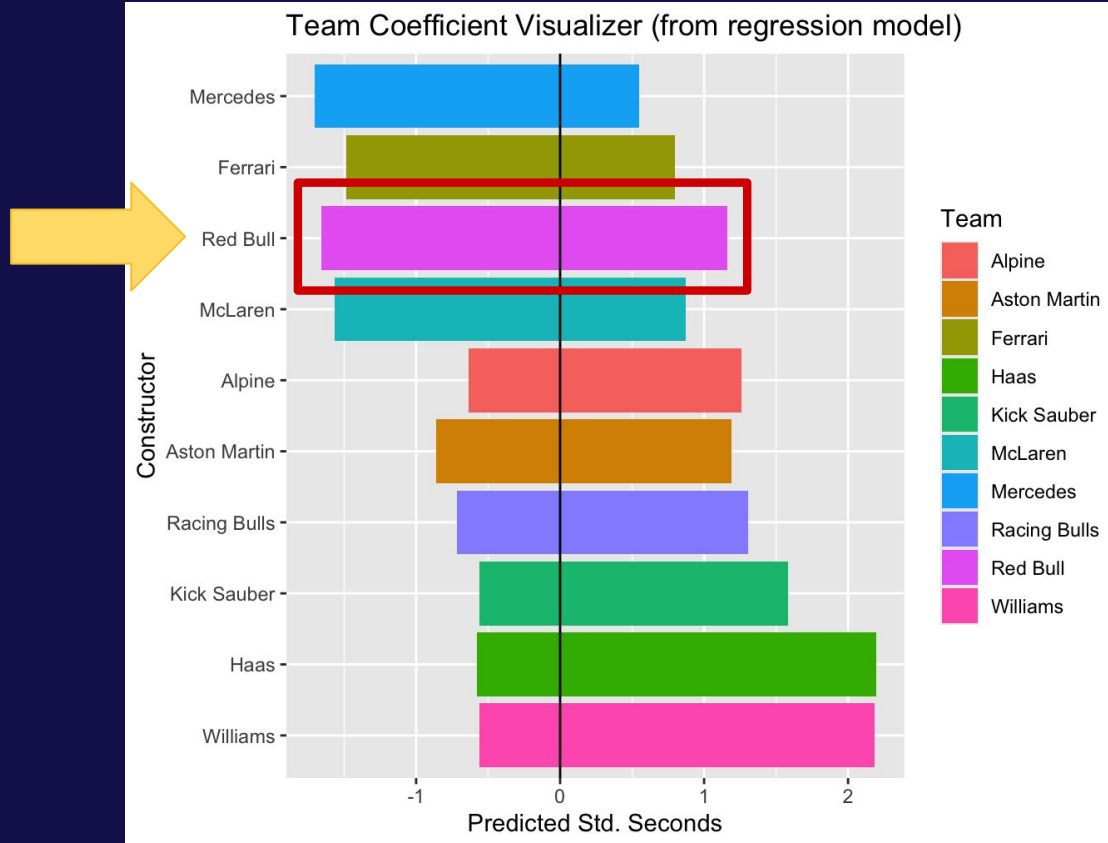
(Predicted)
std_seconds



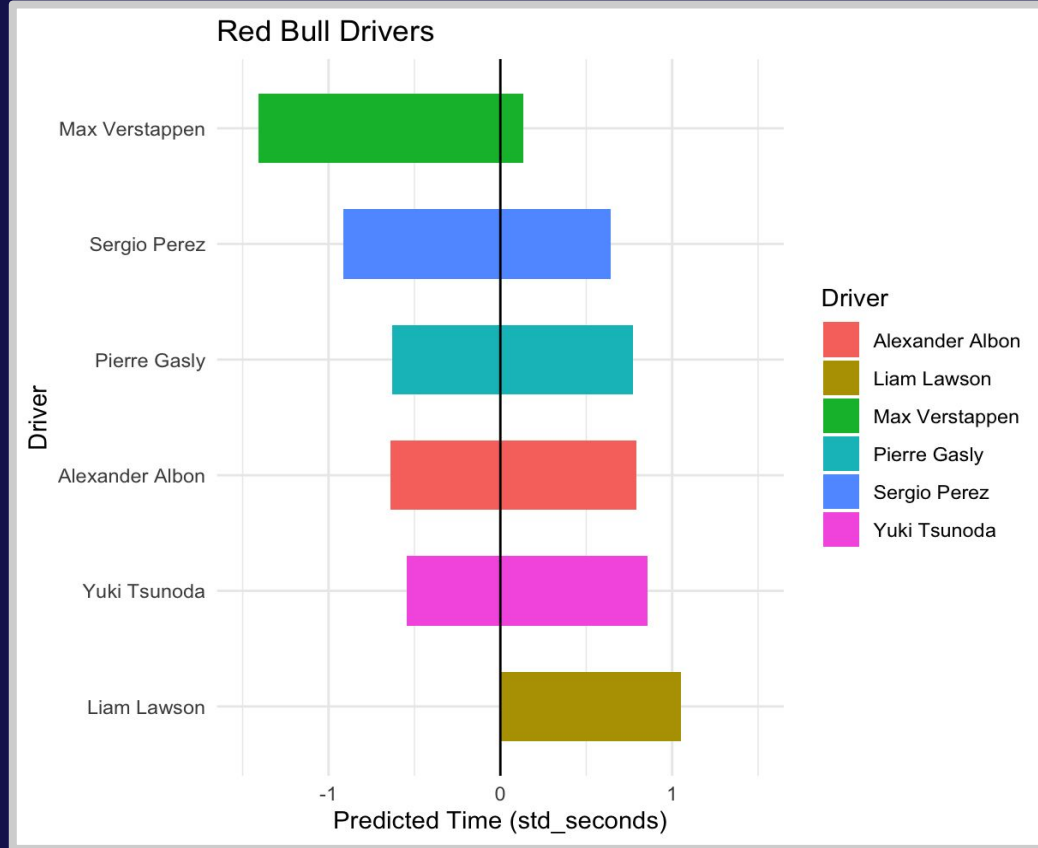
Solution: Multiple Regression Model



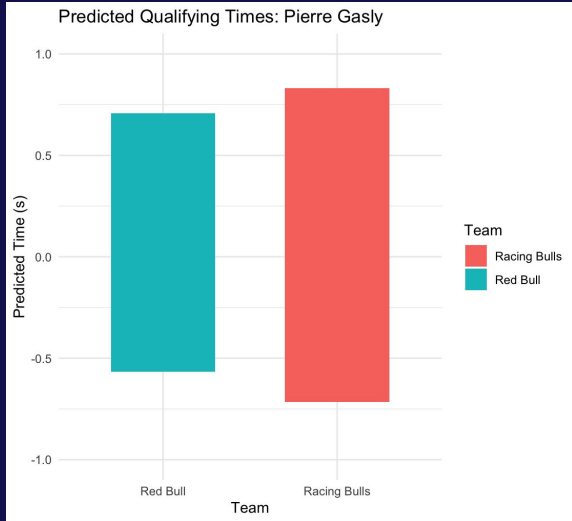
Comparison of Constructor Strength (since 2019)



Comparison of Driver Ability



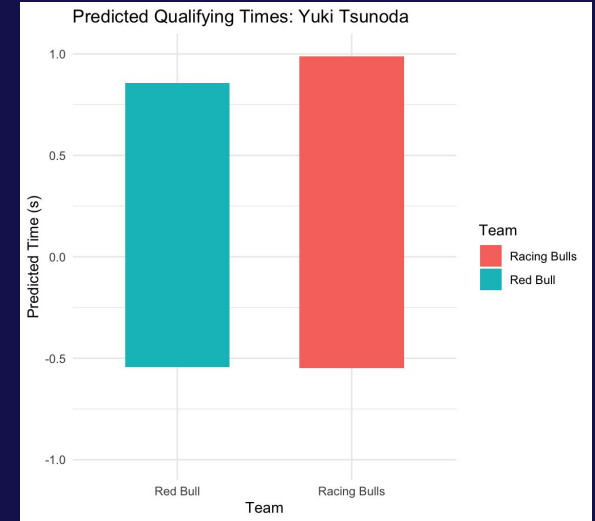
Relative Performance in First vs Second Team



Pierre Gasly



Liam Lawson



Yuki Tsunoda

Why?

Potential Cause

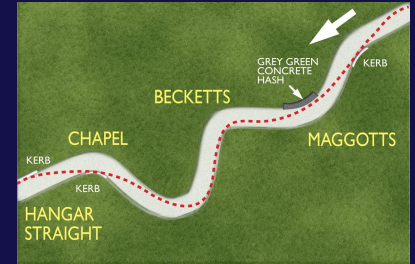


Potential Cause

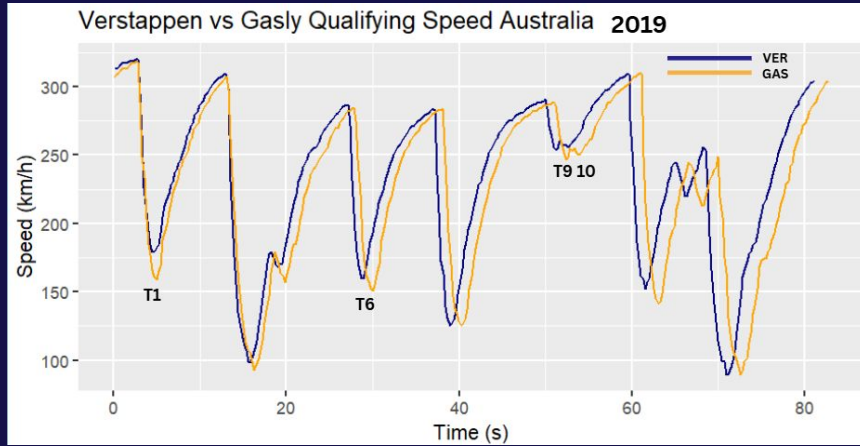
Question: Where is the second Red Bull losing time?

Hypothesis: Second Red Bull drivers likely lose the most time in high speed corners because of lack of commitment to the daredevil set-up tailored for Max Verstappen.

Silverstone GP



Telemetry Data: Australian GP



In conclusion,

“You need two legs to walk...”

- Vincent Cai

Questions?

